

Introductory sub-table (I)(a)

Name of the Company: ORSON HOLDINGS COMPANY LIMITED			
Scrip Code, Name of the scrip, class of security: 25059, ORSON HOLDINGS CO, EQUITY			
Quarter ended: 31ST DECEMBER, 2015			
Partly paid-up shares:-			
	No. of partly paid-up shares	As a % of total no. of partly paid-up shares	As a % of total no. of shares of the company
Held by promoter/promoter group	NIL	NIL	NIL
Held by public	NIL	NIL	NIL
Total	NIL	NIL	NIL
Outstanding convertible securities:-			
	No. of outstanding securities	As a % of total no. of outstanding convertible securities	As a % of total no. of shares of the company, assuming full conversion of the convertible securities
Held by promoter/promoter group	NIL	NIL	NIL
Held by public	NIL	NIL	NIL
Total	NIL	NIL	NIL
Warrants:-			
	No. of warrants	As a % of total no. of warrants	As a % of total no. of shares of the company, assuming full conversion of warrants
Held by promoter/promoter group	NIL	NIL	NIL
Held by public	NIL	NIL	NIL
Total	NIL	NIL	NIL
Total paid-up capital of the company, assuming full conversion of warrants and convertible securities		420000 equity shares of Rs. 10 each (Rs 4200000/-)	

For Orson Holdings Co. Ltd.


Director

Statement Showing Shareholding Pattern								
Category code	Category of Shareholder	Number of Shareholders	Table (I)(a)		Total shareholding as a percentage of total number of shares		Shares Pledged or otherwise encumbered	
			Total number of shares	Number of shares held in dematerialized form	As a percentage of (A+B) ¹	As a percentage of (A+B+C)	Number of shares	As a percentage
(I)	(II)	(III)	(IV)	(V)	(VI)	(VII)	(VIII)	(IX)= (VIII)/(IV)*100
(A)	Shareholding of Promoter and Promoter Group²							
1	Indian							
(a)	Individuals/ Hindu Undivided Family	5	409130	NIL	97.41	97.41	NIL	NIL
(b)	Central Government/ State Government(s)	NIL	NIL	NIL	NIL	NIL	NIL	NIL
(c)	Bodies Corporate	2	10800	NIL	2.57	2.57	NIL	NIL
(d)	Financial Institutions/ Banks	NIL	NIL	NIL	NIL	NIL	NIL	NIL
(e)	Any Others(Specify)	NIL	NIL	NIL	NIL	NIL	NIL	NIL
(e-i)								
(e-ii)								
	Sub Total(A)(1)	7	419930	0	99.98	99.98	0	0.00
2	Foreign							
a	Individuals (Non-Residents Individuals/ Foreign Individuals)	NIL	NIL	NIL	NIL	NIL	NIL	NIL
b	Bodies Corporate	NIL	NIL	NIL	NIL	NIL	NIL	NIL
c	Institutions	NIL	NIL	NIL	NIL	NIL	NIL	NIL
d	Qualified Foreign Investor	NIL	NIL	NIL	NIL	NIL	NIL	NIL
e	Any Others(Specify)	NIL	NIL	NIL	NIL	NIL	NIL	NIL
e-i								
e-ii								
	Sub Total(A)(2)	0	0	0	0.00	0.00	0	0.00

Far Orson Holdings Co. Ltd.


Director


	Total Shareholding of Promoter and Promoter Group (A)= (A)(1)+(A)(2)	7	419930	0	99.98	99.98	0	0.00
(B)	Public shareholding							
1	Institutions							
(a)	Mutual Funds/ UTI	NIL	NIL	NIL	NIL	NIL	NIL	NIL
(b)	Financial Institutions / Banks	NIL	NIL	NIL	NIL	NIL	NIL	NIL
(c)	Central Government/ State Government(s)	NIL	NIL	NIL	NIL	NIL	NIL	NIL
(d)	Venture Capital Funds	NIL	NIL	NIL	NIL	NIL	NIL	NIL
(e)	Insurance Companies	NIL	NIL	NIL	NIL	NIL	NIL	NIL
(f)	Foreign Institutional Investors	NIL	NIL	NIL	NIL	NIL	NIL	NIL
(g)	Foreign Venture Capital Investors	NIL	NIL	NIL	NIL	NIL	NIL	NIL
(h)	Qualified Foreign Investor	NIL	NIL	NIL	NIL	NIL	NIL	NIL
(i)	Any Other (specify)	NIL	NIL	NIL	NIL	NIL	NIL	NIL
(i-ii)								
(i-ii)								
	Sub-Total (B)(1)	NIL	NIL	NIL	NIL	NIL	NIL	NIL
B 2	Non-institutions							
(a)	Bodies Corporate	NIL	NIL	NIL	NIL	NIL	NIL	NIL
(b)	Individuals				0.00	0.00	NIL	NIL
I	Individuals -i. Individual shareholders holding nominal share capital up to Rs 1 lakh	7	70	NIL	0.02	0.02	NIL	NIL
II	ii. Individual shareholders holding nominal share capital in excess of Rs. 1 lakh.	NIL	NIL	NIL	NIL	NIL	NIL	NIL
(c)	Qualified Foreign Investor	NIL	NIL	NIL	NIL	NIL	NIL	NIL
(d)	Any Other (specify)	NIL	NIL	NIL	NIL	NIL	NIL	NIL
(d-i)								
(d-ii)								
	Sub-Total (B)(2)	7	70	NIL	0.02	0.02	NIL	NIL
(B)	Total Public Shareholding (B)= (B)(1)+(B)(2)	7	70	NIL	0.02	0.02	NIL	NIL

Far Orson Holdings Co. Ltd.


Director

	TOTAL (A)+(B)	14	420000	NIL	100.00	100.00	NIL	NIL
(C)	Shares held by Custodians and against which Depository Receipts have been issued							
1	Promoter and Promoter Group	NIL	NIL	NIL	NIL	NIL	NIL	NIL
2	Public	NIL	NIL	NIL	NIL	NIL	NIL	NIL
	Sub-Total (C)	NIL	NIL	NIL	NIL	NIL	NIL	NIL
	GRAND TOTAL (A)+(B)+(C)	14	420000	NIL	100.00	100.00	NIL	NIL

Far Orson Holdings Co. Ltd.




Director

(I)(b) Statement showing holding of securities (including shares, warrants, convertible securities) of persons belonging to the category “Promoter and Promoter Group”

Sr. No.	Name of the shareholder	Details of Shares held		Encumbered shares (*)			Details of warrants		Details of convertible securities		Total shares (including underlying shares assuming full conversion of warrants and convertible securities) as a % of diluted share capital
		Number of shares held	As a % of grand total (A)+(B)+(C)	No.	As a percentage	As a % of grand total (A)+(B)+(C) of sub-clause (I)(a)	Number of warrants held	As a % total number of warrants of the same class	Number of convertible securities held	As a % total number of convertible securities of the same class	
(I)	(II)	(III)	(IV)	(V)	(VI)=(V)/(III)*100	(VII)	(VIII)	(IX)	(X)	(XI)	(XII)
1	Mr. Raj Kumar Bhartia	1100	0.26	NIL	NIL	NIL	NIL	NIL	NIL	NIL	0.26
2	Mr. Vivek Kumar Bhartia	294800	70.19	NIL	NIL	NIL	NIL	NIL	NIL	NIL	70.19
3	Mrs. Shanti Bhartia	130	0.03	NIL	NIL	NIL	NIL	NIL	NIL	NIL	0.03
4	Mrs. Anjali Swarup	100	0.02	NIL	NIL	NIL	NIL	NIL	NIL	NIL	0.02
5	Mr. Raghav Bhartia	113000	26.90	NIL	NIL	NIL	NIL	NIL	NIL	NIL	26.90
6	M/s Omkeshwar Investments Pvt. Ltd.	10400	2.48	NIL	NIL	NIL	NIL	NIL	NIL	NIL	2.48
7	M/s Ontario Construction & Investment Pvt. Ltd.	400	0.10	NIL	NIL	NIL	NIL	NIL	NIL	NIL	0.10
TOTAL		419930	99.98	NIL	NIL	NIL	NIL	NIL	NIL	NIL	99.98

Far Orson Holdings Co. Ltd.


Director

(* The term "encumbrance" has the same meaning as assigned to it in regulation 28(3) of the SAST Regulations, 2011

Far Orson Holdings Co. Ltd.

A handwritten signature in black ink, consisting of a large, stylized initial 'F' followed by a horizontal line.


Director

(I)(c)(i) Statement showing holding of securities (including shares, warrants, convertible securities) of persons belonging to the category “Public” and holding more than 1% of the total number of shares

Sr. No.	Name of the shareholder	Number of shares held	Shares as a percentage of total number of shares {i.e., Grand Total (A)+(B)+(C) indicated in Statement at para (I)(a) above}	Details of warrants		Details of convertible securities		Total shares (including underlying shares assuming full conversion of warrants and convertible securities) as a % of diluted share capital
				Number of warrants held	As a % total number of warrants of the same class	Number of convertible securities held	% w.r.t total number of convertible securities of the same class	
TOTAL								

NIL


Far Orsan Holdings Co. Ltd.


Director

(I)(c)(ii) Statement showing holding of securities (including shares, warrants, convertible securities) of persons (together with PAC) belonging to the category “Public” and holding more than 5% of the total number of shares of the company

Sr. No.	Name(s) of the shareholder(s) and the Persons Acting in Concert (PAC) with them	Number of shares	Shares as a percentage of total number of shares {i.e., Grand Total (A)+(B)+(C) indicated in Statement at para (I)(a) above}	Details of warrants		Details of convertible securities		Total shares (including underlying shares assuming full conversion of warrants and convertible securities) as a % of diluted share capital
				Number of warrants	As a % total number of warrants of the same class	Number of convertible securities held	% w.r.t total number of convertible securities of the same class	
				NIL				
TOTAL								

Fair Orsan Holdings Co. Ltd.


Director

(I)(d) Statement showing details of locked-in shares

Sr. No.	Name of the shareholder	Number of locked-in shares	Locked-in shares as a percentage of total number of shares {i.e., Grand Total (A)+(B)+(C) indicated in Statement at para (I)(a) above}
		NIL	
TOTAL			

Far Orsan Holdings Co. Ltd.




Director

(II)(a) Statement showing details of Depository Receipts (DRs)

Sr. No.	Type of outstanding DR (ADRs, GDRs, SDRs, etc.)	Number of outstanding DRs	Number of shares underlying outstanding DRs	Shares underlying outstanding DRs as a percentage of total number of shares {i.e., Grand Total (A)+(B)+(C) indicated in Statement at para (I)(a) above}
			NIL	
TOTAL				

For Orson Holdings Co. Ltd.



Director

(II)(b) Statement showing holding of Depository Receipts (DRs), where underlying shares held by "promoter/promoter group" are in excess of 1% of the total number of shares

Sr. No.	Name of the DR Holder	Type of outstanding DR (ADRs, GDRs, SDRs, etc.)	Number of shares underlying outstanding DRs	Shares underlying outstanding DRs as a percentage of total number of shares {i.e., Grand Total (A)+(B)+(C) indicated in Statement at para (I)(a) above}
1				
2			NIL	
3				
TOTAL				

Far Orson Holdings Co. Ltd.



Director