

Format of holding of specified securities

1. Name of Listed Entity: **ORSON HOLDINGS COMPANY LIMITED**
2. Scrip Code/Name of Scrip/Class of Security : **25059 ORSON HOLDINGS CO, EQUITY**

3. Share Holding Pattern Filed under: Reg. 31(1)(a)/Reg. 1(1)(b)/Reg.31(1)(c)

a. If under 31(1)(b) then indicate the report for Quarter ending **JUNE 2017**


b. If under 31(1)(c) then indicate date of allotment/extinguishment

4. Declaration: The Listed entity is required to submit the following declaration to the extent of submission of information:-

S.No.	Particulars	Yes*	No*
1	Whether the Listed Entity has issued any partly paid up shares?		No
2	Whether the Listed Entity has issued any Convertible Securities or Warrants?		No
3	Whether the Listed Entity has any shares against which depository receipts are issued?		No
4	Whether the Listed Entity has any shares in locked-in?		No
5	Whether any shares held by promoters are pledge or otherwise encumbered?		No

* If the Listed Entity selects the option 'No' for the questions above, the columns for the partly paid up shares, Outstanding Convertible Securities/Warrants, depository receipts, locked-in shares, No of shares pledged or otherwise encumbered by promoters, as applicable, shall not be displayed at the time of dissemination on the Stock Exchange website. Also wherever there is 'No' declared by Listed Entity in above table the values will be considered as 'Zero' by default on submission of the format of holding of specified securities.

For Orson Holdings Co. Ltd.



Director

5. The tabular format for disclosure of holding of specified securities is as follows:-

Table I - Summary Statement holding of specified securities

Category (I)	Category of shareholder (II)	Nos. of shareholders (III)	No. of fully paid up equity shares held (IV)	No. of Partly paid-up equity shares held (V)	No. of shares underlying Depository Receipts (VI)	Total nos. shares held (VII) = (IV)+(V)+(VI)	Shareholding as a % of total no. of shares (calculated as per SCRR, 1957) (VIII) As a % of (A+B+C2)	Number of Voting Rights held in each class of securities (IX)			No. of Shares Underlying Outstanding convertible securities (including Warrants) (X)	Shareholding, as a % assuming full conversion of convertible securities (as a percentage of diluted share capital) (XI)= (VII)+(X) As a % of (A+B+C2)	Number of Locked in shares (XII)		Number of Shares pledged or otherwise encumbered (XIII)		Number of equity shares held in dematerialized form (XIV)
								No. Of Voting Rights		Total as a % of (A+B+C2)			No. (a)	As a % of total Shares	No. (a)	As a % of total Shares held (b)	
								Class eg: X	Class eg: Y								
(A)	Promoter & Promoter Group	7	419930	0	0	419930	99.98	419930	0	419930	99.98	0	99.98	0	0	NA	419930
(B)	Public	7	70	0	0	0	0.02	70	0	70	0.02	0	0.02	0	0	NA	0
(C)	Non Promoter-Non Public	0	0	0	0	0	0	0	0	0	0	0	0	0	0	NA	0
(C1)	Shares underlying DRs	0	0	0	0	0	NA	0	0	0	0	0	0	0	0	NA	0
(C2)	Shares held by Employee Trusts	0	0	0	0	0	0	0	0	0	0	0	0	0	0	NA	0
	Total	14	420000	0	0	0	100	420000	0	420000	0	0	100	0	0		419930

Far Orson Holdings Co. Ltd.



Director

Table II- Statement showing shareholding pattern of the Promoter and Promoter Group

(1)	Category & Name of the Shareholders (I)	PAN (II)	No. of shareholders (III)	No. of fully paid up equity shares held (IV)	No. of Partly paid-up equity shares held (V)	No. of shares underlying Depository Receipts (VI)	Total nos. shares held (VII) = (IV+V+ VI)	Shareholding as a % (calculate as per SCRR, 1957) As a % of (A+B+C2) (VIII)	Number of Voting Rights held in each class of securities (IX)			No. of Shares Underlying Outstanding convertible securities (including Warrants) (X)	Shareholding, as a % assuming full conversion of convertible securities (as a percentage of diluted share capital) (XI) = (VII)+(X) As a % of (A+B+C2)	Number of Locked in shares (XII)		Number of Shares pledged or otherwise encumbered (XIII)		Number of equity shares held in dematerialized form (XIV)	
									No. of Voting Rights					Total as a % of Total Voting Rights	No. (a)	As a % of total Shares held (b)	No. (a)		As a % of total Shares held (b)
									Class X	Class Y	Total								
(1)	Indian																		
(a)	Individuals/Hindu undivided Family		5	409130	0	0	409130	97.40	409130	0	409130	97.40	0	97.40	0	0	NA		0
	Mr. Raj Kumar Bhartia	ADRPB6360L		1100	0	0	1100	0.26	1100	0	1100	0.26	0	0.26	0	0	NA		1100
	Mr. Vivek Kumar Bhartia	ADTPB8363P		214200	0	0	214200	51	214200	0	214200	51	0	51	0	0	NA		214200
	Mrs. Shanti Bhartia	AEGPB3482H		130	0	0	130	0.03	130	0	130	0.03	0	0.03	0	0	NA		130
	Mrs. Anjali Swarup	AEHPB1393N		100	0	0	100	0.02	100	0	100	0.02	0	0.02	0	0	NA		100
	Mr. Raghav Bhartia	BBLPB2456A		193600	0	0	193600	46.09	193600	0	193600	46.09	0	46.09	0	0			193600
									0	0	0	0	0	0	0	0	NA		0
(b)	Central Government/ State Government(s)		0	0	0	0	0	NA	0	0	0	0	0	0	0	0	NA		0
(c)	Financial Institutions/ Banks		0	0	0	0	0		0	0	0	0	0	0	0	0	NA		0
(d)	Any Other								0	0	0	0	0	0	0	0	NA		0
	Body Corporate		2	10800	0	0	10800	2.58	10800	0	10800	2.58	0	2.58	0	0	NA		0
	M/s Omkeshwar Investment Pvt. Ltd.	AACCP1195Q		10400	0	0	10400	2.48	10400	0	10400	2.48	0	2.48	0	0	NA		10400
	M/s Ontario Construction & Investment Pvt. Ltd.	AAACO4054D		400	0	0	400	0.1	400	0	400	0.1	0	0.1	0	0	NA		400
	Sub-Total (A)(1)		7	419930	0	0	419930	99.98	419930	0	419930	99.98	0	99.98	0	0	NA		419930
(2)	Foreign								0	0	0	0	0	0	0	0	NA		0

Far Orson Holdings Co. Ltd.


Director

(a)	Individuals (Non-Resident Individuals/Foreign Individuals)	0	0	0	0	0	0	0	0	0	0	0	0	0	0	0	0	NA	0
(b)	Government	0	0	0	0	0	0	0	0	0	0	0	0	0	0	0	0	NA	0
(c)	Institutions	0	0	0	0	0	0	0	0	0	0	0	0	0	0	0	0	NA	0
(d)	Foreign Portfolio Investor	0	0	0	0	0	0	0	0	0	0	0	0	0	0	0	0	NA	0
(f)	Any Other (specify)	0	0	0	0	0	0	0	0	0	0	0	0	0	0	0	0	NA	0
	Sub-Total (A)(2)	0	0	0	0	0	0	0	0	0	0	0	0	0	0	0	0	NA	0
	Total Shareholding of Promoter and Promoter Group (A)=(A)(1)+ (A) (2)		7	419930	0	0	419930	99.98	0	0	0	0	0	0	0	0	0	NA	419930

Far Orson Holdings Co. Ltd.



Director

Table III - Statement showing shareholding pattern of the Public shareholder

	Category & Name of the Shareholders (I)	PAN (II)	No. of shareholders (III)	No. of fully paid up equity shares held (IV)	No. of Partly paid-up equity shares held (V)	No. of shares underlying Depository Receipts (VI)	Total nos. shares held (VII) = (IV+V+VI)	Shareholding as a % (calculated as per SCRR, 1957) As a % of (A+B+C2) (VIII)	Number of Voting Rights held in each class of securities (IX)			No. of Shares Underlying Outstanding convertible securities (including Warrants) (X)	Total Shareholding as a % assuming full conversion of convertible securities (as a percentage of diluted share capital) (XI)	Number of Locked in shares (XII)		Number of Shares pledged or otherwise encumbered (XIII)		Number of equity shares held in dematerialized form (XIV)		
									No. of Voting Rights					Total as a % of Total Voting rights	No. (a)	As a % of total Shares held (b)	No. (Not Applicable) (a)		As a % of total Shares held(Not Applicable) (b)	
									Class X	Class Y	Total									
(1)	Institutions		0	0	0	0	0	0	0	0	0	0	0	0	0	0	0	0	0	
(a)	Mutual Funds		0	0	0	0	0	0	0	0	0	0	0	0	0	0	0	0	0	0
(b)	Venture Capital Funds		0	0	0	0	0	0	0	0	0	0	0	0	0	0	0	0	0	0
(c)	Alternate Investment Funds		0	0	0	0	0	0	0	0	0	0	0	0	0	0	0	0	0	0
(d)	Foreign Venture Capital Investors		0	0	0	0	0	0	0	0	0	0	0	0	0	0	0	0	0	0
(e)	Foreign Portfolio Investors		0	0	0	0	0	0	0	0	0	0	0	0	0	0	0	0	0	0
(f)	Financial Institutions/ Banks		0	0	0	0	0	0	0	0	0	0	0	0	0	0	0	0	0	0
(g)	Insurance Companies		0	0	0	0	0	0	0	0	0	0	0	0	0	0	0	0	0	0
(h)	Provident Funds/ Pension Funds		0	0	0	0	0	0	0	0	0	0	0	0	0	0	0	0	0	0
(i)	Any Other (specify)		0	0	0	0	0	0	0	0	0	0	0	0	0	0	0	0	0	0
	Sub-Total (B)(1)		0	0	0	0	0	0	0	0	0	0	0	0	0	0	0	0	0	0

Far Orson Holdings Co. Ltd.


Director

(2)	Central Government/ State Government(s) / President of India																	NA	0
	Sub-Total (B)(2)																	NA	0
(3)	Non-institutions																	NA	0
(a)	Individuals - i. Individual shareholders holding nominal share capital up to Rs. 2 lakhs. ii. Individual shareholders holding nominal share capital in excess of Rs. 2 lakhs.	7	70			70	0.02	70	0	70	0.02			0.02				NA	0
(b)	NBFCs Registered with RBI																	NA	0
(c)	Employee Trusts	0	0	0	0	0	0	0	0	0	0	0	0	0	0	0	0	NA	0
(d)	Overseas Depositories (holding DRs) (balancing figure)	0	0	0	0	0	0	0	0	0	0	0	0	0	0	0	0	NA	0
(e)	Any Other (specify)	0	0	0	0	0	0	0	0	0	0	0	0	0	0	0	0	NA	0
	Sub-Total (B)(3)	0	0	0	0	0	0	0	0	0	0	0	0	0	0	0	0	NA	0
	Total Public Shareholding (B)= (B)(1)+(B)(2)+(B)(3)	7	70			70	0.02	70	0	70	0.02	0	0.02	0	0	0			0

Details of the shareholders acting as persons in Concert including their Shareholding (No. and %):

Details of Shares which remain unclaimed may be given here along with details such as number of shareholders, outstanding shares held in demat/unclaimed suspense account, voting rights which are frozen etc.

Far Orson Holdings Co. Ltd.


Director

Note:


(1) PAN would not be displayed on website of Stock Exchange(s).

(2) The above format needs to be disclosed along with the name of following persons:

Institutions/Non Institutions holding more than 1% of total number of shares.

(3) W.r.t. the information pertaining to Depository Receipts, the same may be disclosed in the respective columns to the extent information available and the balance to be disclosed as held by custodian,

Far Orson Holdings Co. Ltd.

A handwritten signature in black ink, consisting of a large, stylized 'F' followed by a horizontal line.

Director

Category & Name of the Shareholders (I)	PAN (II)	No. of shareholders (III)	No. of fully paid up equity shares held (IV)	No. of Partly paid-up equity shares held (V)	No. of shares underlying Depository Receipts (VI)	Total nos. shares held (VII = IV+V+VI)	Shareholding calculated as per SCRR, 1957 As a % of (A+B+C2) (VIII)	Number of Voting Rights held in each class of securities (IX)			No. of Shares Underlying Outstanding convertible securities (including Warrants) (X)	Shareholding, as a % assuming full conversion of convertible securities (as a percentage of diluted share capital) (XI)	Number of Locked in shares (XII)		Number of Shares pledged or otherwise encumbered (XIII)		Number of equity shares held in dematerialized form (XIV)		
								No. of Voting Rights					Total as a % of Total Voting rights	No. (a)	As a % of total Shares held	No. (Not applicable)		As a % of total shares held (Not applicable)	
								Class X	Class Y	Total									
(1) Custodian/DR Holder	0	0	0	0	0	0	0	0	0	0	0	0	0	0	0	0	0	0	
(a) Name of DR Holder (if available)	0	0	0	0	0	0	0	0	0	0	0	0	0	0	0	0	0	0	0
(i) abc...	0	0	0	0	0	0	0	0	0	0	0	0	0	0	0	0	0	0	0
(ii) efg...	0	0	0	0	0	0	0	0	0	0	0	0	0	0	0	0	0	0	0
(2) Employee Benefit Trust (under SEBI (Share based Employee Benefit) Regulations, 2014)	0	0	0	0	0	0	0	0	0	0	0	0	0	0	0	0	0	0	0
(a) Name (abc...	0	0	0	0	0	0	0	0	0	0	0	0	0	0	0	0	0	0	0
Total Non-Promoter- Non Public Shareholding (C)= (C)(1)+(C)(2)	0	0	0	0	0	0	0	0	0	0	0	0	0	0	0	0	0	0	0

Note

(1) PAN would not be displayed on website of Stock Exchange(s).

(2) The above format needs to disclose name of all holders holding more than 1% of total number of shares

(3) W.r.t. the information pertaining to Depository Receipts, the same may be disclosed in the respective columns to the extent information available,

Far Orson Holdings Co. Ltd.


Director